

2023 annual report to the Community

Kilparrin Tch & Assessment Sch & Ser and Kilparrin Early Learning Centre

Kilparrin Tch & Assessment Sch & Ser number: 1372

Kilparrin Early Learning Centre number: 4162

Partnership: Marion Inland



School principal:

Cathryn Roche-Wells

*Cathryn
Roche-Wells*

Date of endorsement:

05/02/2024



Government
of South Australia
Department for Education

Context Statement

Kilparrin Teaching & Assessment School & Services caters for students from R-12. At the time of this report, the enrolment in 2023 is 24. Kilparrin Teaching & Assessment School & Services is classified as Category 6 on the Department for Education Index of Educational Disadvantage. At the time of this report, the school population includes 4% Aboriginal students, 100% students with disabilities, 4% children/young people in care. Further information about the school is available on the school's website (including its context statement), as well as the My School website.

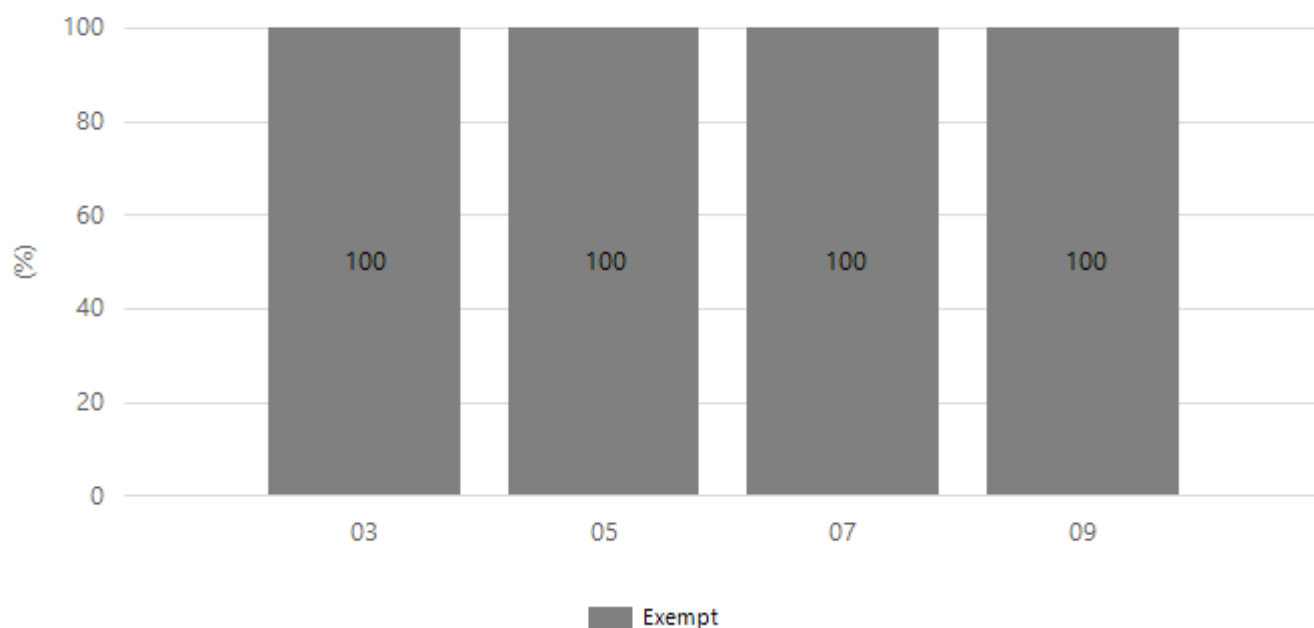
Information about Kilparrin Early Learning Centre is available on the centres website, as well as the Australian Childrens Education and Care Quality Authority (ACECQA) website.

Performance Summary

NAPLAN Proficiency

In 2023, the Australian Curriculum, Assessment and Reporting Authority (ACARA) - a Commonwealth Independent statutory authority - announced changes to NAPLAN performance reporting. This new way of reporting by ACARA that NAPLAN results from 2023 will not be comparable to previous years. The new approach replaces the previous numerical NAPLAN bands and the national minimum standard.

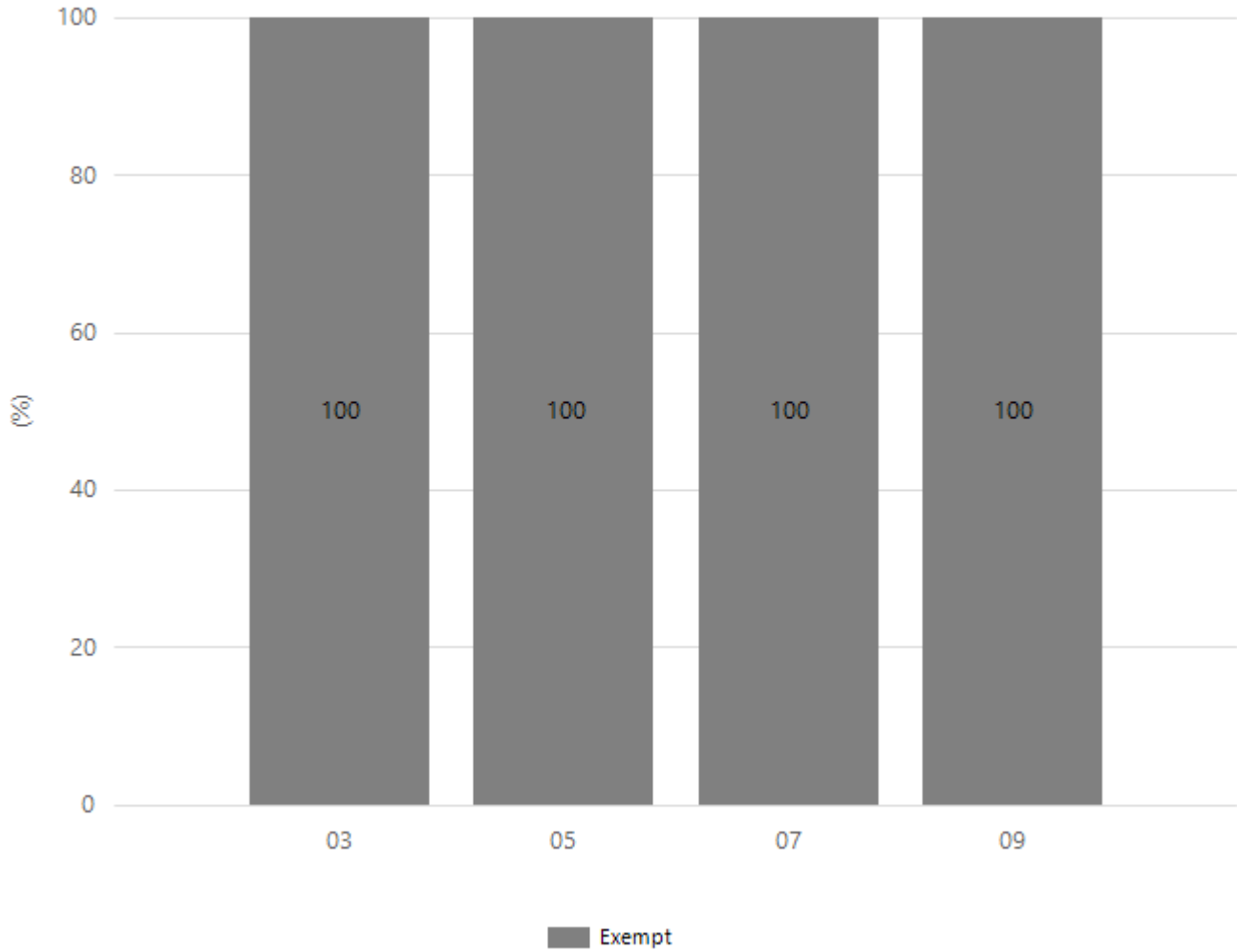
Numeracy



Year Level	03	05	07	09
Exempt	2	1	2	4
Total	2	1	2	4

Data Source: Department for Education Assessment Data Holdings, 2023. When there are less than six students in a cohort, no data is supplied.

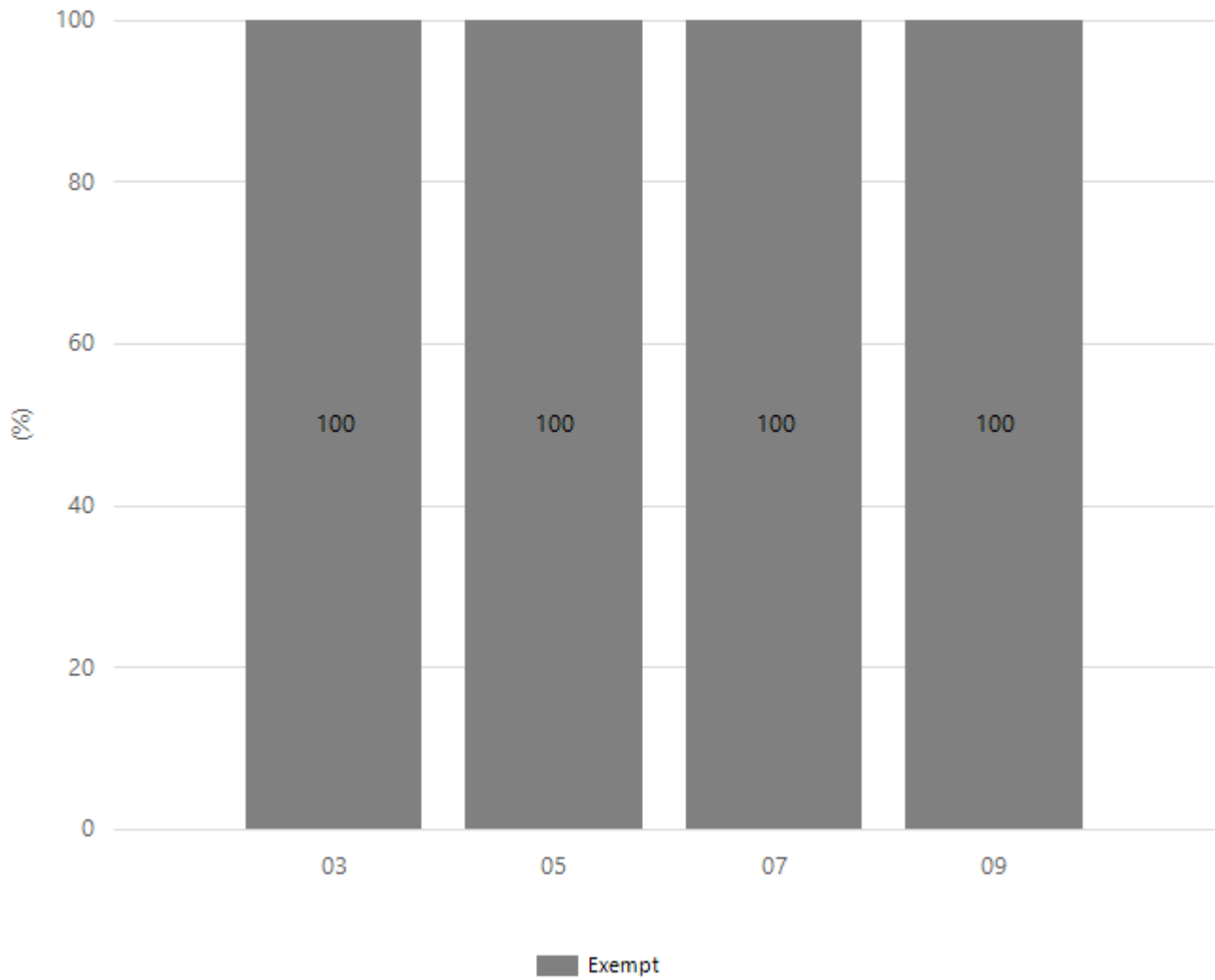
Reading



Year Level	03	05	07	09
Exempt	2	1	2	4
Total	2	1	2	4

Data Source: Department for Education Assessment Data Holdings, 2023. When there are less than six students in a cohort, no data is supplied.

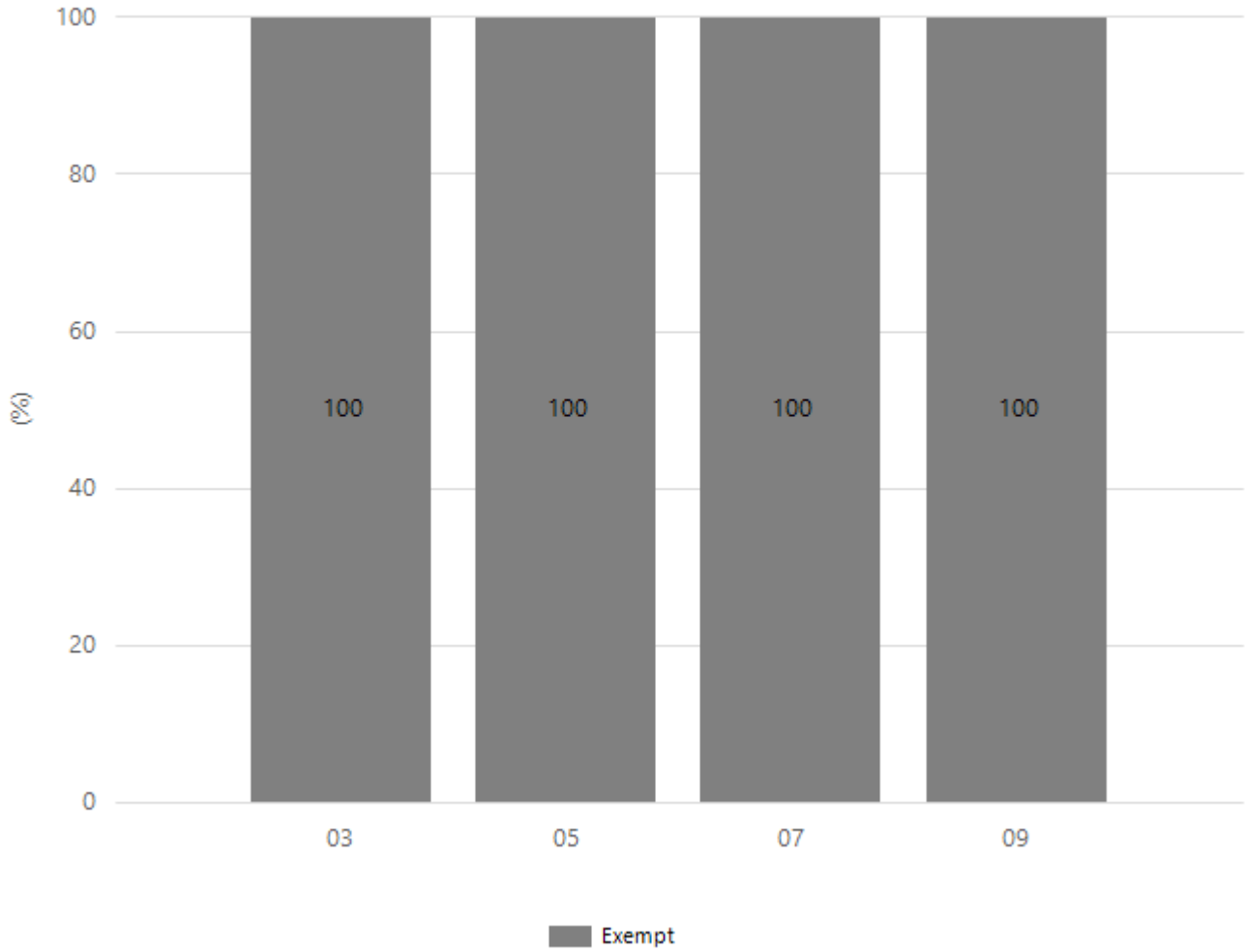
Writing



Year Level	03	05	07	09
Exempt	2	1	2	4
Total	2	1	2	4

Data Source: Department for Education Assessment Data Holdings, 2023. When there are less than six students in a cohort, no data is supplied.

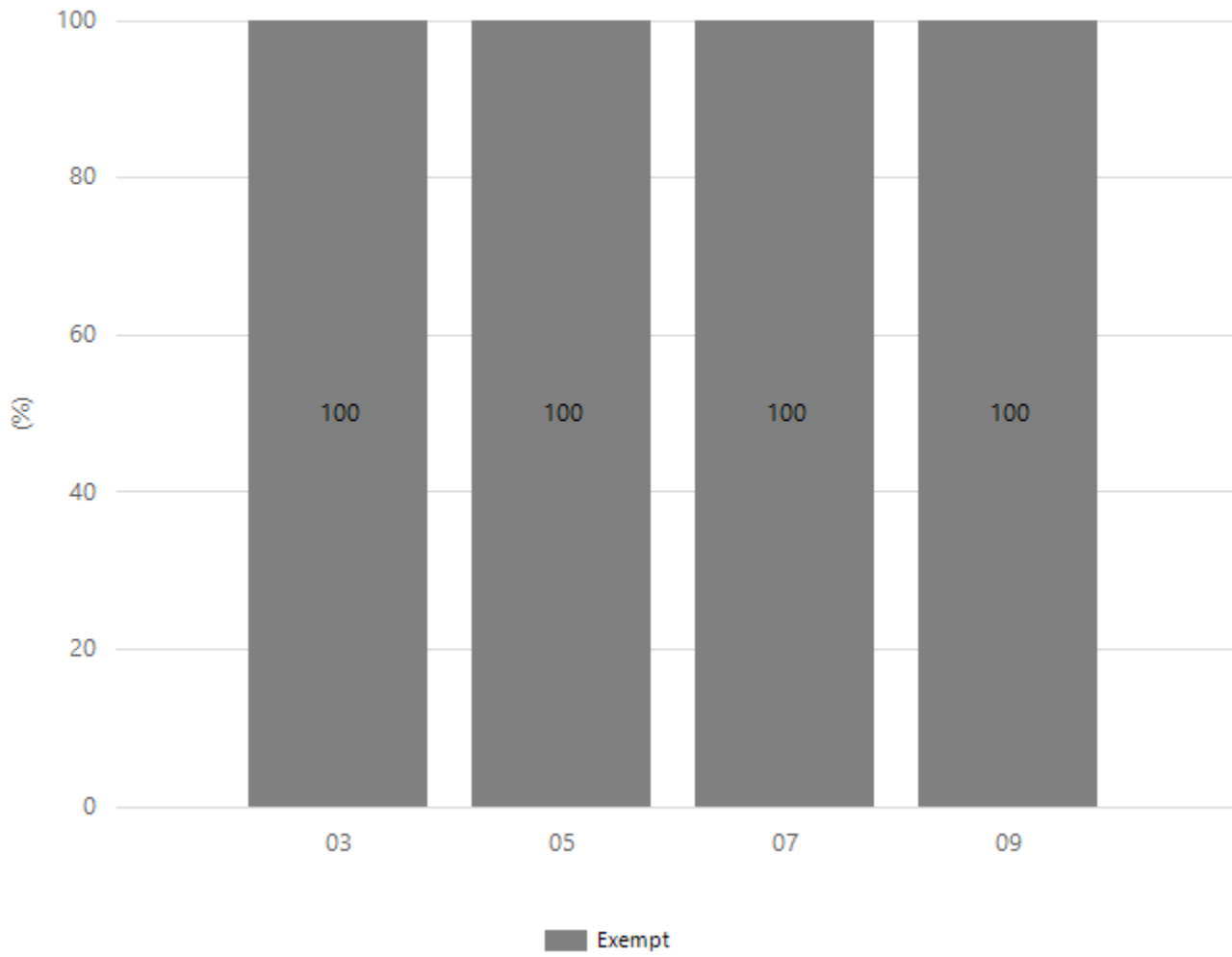
Grammar



Year Level	03	05	07	09
Exempt	2	1	2	4
Total	2	1	2	4

Data Source: Department for Education Assessment Data Holdings, 2023. When there are less than six students in a cohort, no data is supplied.

Spelling



Year Level	03	05	07	09
Exempt	2	1	2	4
Total	2	1	2	4

Data Source: Department for Education Assessment Data Holdings, 2023. When there are less than six students in a cohort, no data is supplied.

Year 12 Students undertaking Vocational or Trade Training (VET)

	2021	2022	2023
Percentage of Year 12 students undertaking Vocational Training or Trade Training			
Percentage of Year 12 students attaining a Year 12 certificate or equivalent VET qualification			

Data Source: School supplied data

Preschool Attendance

	Term 1	Term 2	Term 3	Term 4
2020 centre	9%		100%	100%
2021 centre		50%	100%	80.3%
2022 centre	83.3%	100%	85.9%	100%
2023 centre			100%	37.5%
2020 state	89.1%		84.6%	85.8%
2021 state		85.3%	87.1%	84.5%
2022 state	83.6%	77.6%	77.9%	77.8%
2023 state			83.4%	81.4%

Based on attendances recorded in the two-week reference period each term. Data for eligible enrolments as described in the department's Enrolment policy. Attendance rates may differ to previous reporting with the transfer from calculations based on deemed attendance to actual attendance using booked hours divided by attended hours. Data Source: Department for Education Attendance Data, Semester 1 Report 2023. A blank cell indicates there were no students enrolled.

Note: Term 2 2020 data may not be available for all preschools.

School Attendance

Year Level	2021	2022	2023
Primary Other	79.5%	76.4%	87.6%
Secondary Other	82.4%	82.1%	74.1%
Total	81.0%	79.3%	80.9%

Data Source: Department for Education Attendance Data, Semester 1 Report 2023. A blank cell indicates there were no students enrolled. 'Primary Other' includes students enrolled in specialised education options. 'Secondary Other' includes students who have already spent a year at Year 12 and elected to undertake further study at Year 12.

Attendance Comment

In South Australia, preschool attendance is not compulsory, but it is strongly encouraged. Preschool gives children the best opportunity to develop skills, which prepare them for school. These benefits include establishing positive routines and habits, friendships and connections as well as developing communication, problem-solving and creative skills. All children are entitled to access a preschool program over 4 terms the year before they start school.

In South Australia, all children and young people must be in school from 6 years to 16 years old. They must attend a government or non-government school full time. From age 16 to 17 however, young people must attend school or an approved learning program (such as an apprenticeship, traineeship, accredited course or university). Schools and parents must encourage and support students to come to school every day. Parents and caregivers must make sure their child is enrolled in a school, and attends school all day and everyday it is open, unless a child is sick or has an approved exemption. Teachers and leaders actively follow up when a student misses school, including recording all absences and non-attendance. All schools in South Australia have local attendance procedures governed under the Education and Children's Services Regulations 2020.

Governing Council Report

As Chairperson of Kilparrin Governing Council for 2023 and on behalf of the Governing Council members I am honored to write this report. As 2023 closes we can reflect on another busy and successful school year full of inclusive events and activities.

Kilparrin has a passionate and focused team of staff who have achieved outcomes that is true to their dedication, hard work and commitment across all levels of staff lead by Cathy and her leadership team. They show a strong focus on our students, their welfare and building their resilience as they continue to provide a safe and caring environment for them to learn in.

So I Thank the Leadership and the Staff for another excellent year as they continue to make our children feel secure in their surroundings and continue to nurture them as they learn. The constant ideas and way they continue to encourage our children to thrive throughout the year do not go unnoticed, There have been many incursions and I have many favorites, Halloween, Harmony Day, Dog Day, Santa Visits, Sports Day, Auskick, Book Week and the growing of the community garden through to Cooking as well as the many visitors we invite to perform and entertain our children on numerous visits, is just to name a few.

I thank The GC Members and Fundraising Committee members this year, who have taken their time to be on the committee and continued to show enthusiasm and passion. Their help and input throughout the year has been very valued and appreciated. The Continued Support and the success of the fundraising is a true dedication to the hard work of the team and I'd personally like to thank every committee member for their energy, commitment and consistency in giving back to the school as a community and continuing to bring new ideas to improve the aesthetics and facilities of the school to enable a better learning environment for our children.

We are so lucky in our small school to have big opportunities of Inclusion, for example the Choir which is an amazing colorful and uplifting experience for our children. Seeing our school be represented and included in a fun and inspiring atmosphere is truly an amazing opportunity for Kilparrin

Some highlights this year have been the introduction of the senior polos, the completion of classroom expansions giving the students more space to experience and learn, the first mums and dads come in days which seemed to be enjoyed by all those that attended, the playground chat boards and the family community Facebook page.

I wish to thank the departing staff members as they embark on their growth, the graduating students as they navigate life after school, and look forward to welcoming the new staff and students in 2024

I would like to again thank Cathy, the leadership group, teachers and staff at Kilparrin for the wonderful work they have done throughout 2023. Watching the students enjoying their learning environment, this reflects back to the teachers and staff and facilities that Kilparrin has to offer, so well done.

I've really enjoyed being on the Governing Council this year – it is an interesting chance to see how fantastic the school is and it has been a real privilege

I'm excited to see what 2024 brings Kilparrin and the school community with the reintroduction of a Family Fun Day and welcoming new members to the Governing Council.

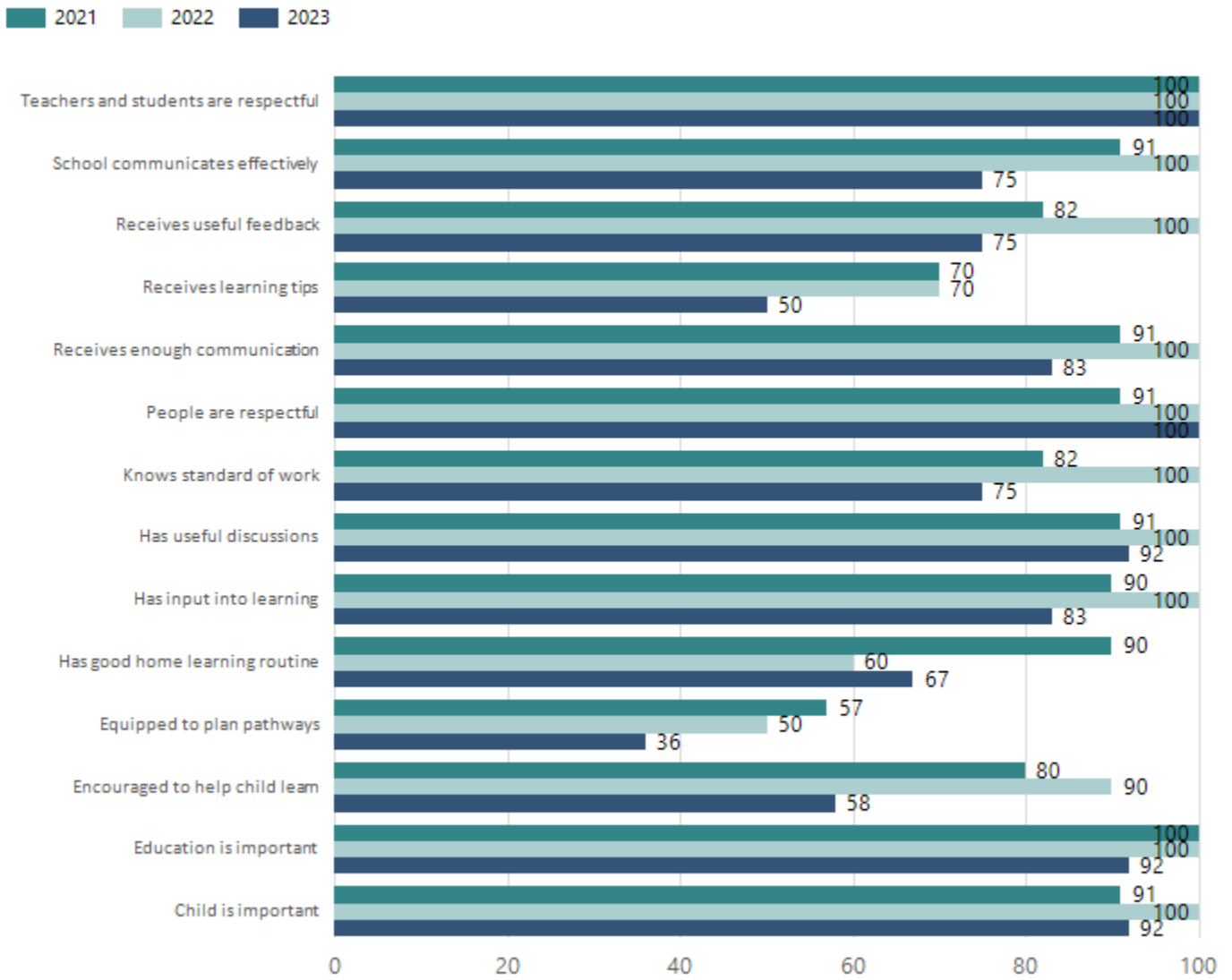
I look forward to watching the Growth and development of Kilparrin and the Community moving forward.

Melissa Styles

Governing Council Chairperson

Parent Opinion Survey Results

Proportion of agree/strongly agree response(%)



Data Source: 2023 Department for Education Parent Opinions Survey, Term 3 2023.

Destination Schools

Feeder Schools (Site number - Name)	2021	2022	2023
1372 - Kilparrin Teaching & Assessment School & Services			100.0%
9037 - St Joseph's School - Kingswood	50.0%		
9999 - Unknown	50.0%	100.0%	

Note: The data is collected in term 3. It does not reflect actual schools enrolled in by existing preschool children. A blank cell indicates there was no data for students enrolled.

Data Source: Department for Education Destination Data Report, 2023.

Intended Destination

Leave Reason	Number
End point of schooling	2

Data Source: Department for Education Destination Data Report, 2023. Data extract term 3 2023. Data shows recorded destinations for students that left the school in the previous year. Data is uploaded by schools in term 3 and may not reflect final or total figures at time of report creation.

Highest Qualifications held by the teaching workforce and workforce composition

All teachers at this school are qualified and registered with the SA Teachers Registration Board.

Qualification Level	Number of Qualifications
Bachelor's degrees or Diplomas	5
Postgraduate Qualifications	12

Data Source: Data extracted from Mandatory Workforce Information Collections as on the last pay date of June 2023. As self-reported by staff in the system.

Please note: Data includes staff who are Actively employed and on extended paid leave. Please note only the highest qualification of the Teaching staff is reported. Excludes any number of other certifications earned.

Workforce composition including indigenous staff

	Teaching Staff		Non-Teaching Staff	
	Indigenous	Non-Indigenous	Indigenous	Non-Indigenous
Full-Time Equivalents	0.0	14.6	0.6	13.5
Persons	0.0	17.0	1.0	20.0

Data Source: Data extracted from Mandatory Workforce Information Collection as on the last pay date of June 2023.

Please note: Data includes staff who are actively employed and on extended paid leave. "Indigenous category" is self-reported by staff in the system.

Financial Statement

Funding Source	Amount
Grants: State	3,336,093
Grants: Commonwealth	0
Parent Contributions	6016
Fund Raising	1781
Other	0

Data Source: School supplied data.